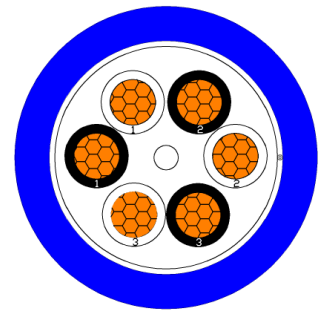





Multi-Pair PVC Insulated Instrumentation Cables 600V, Cu, Overall Screened



Note: The above drawing is for representation purpose only.

Description

Conductor:	Class 2 Plain Annealed Copper
Insulation:	PVC V-90
Overall Screen:	Aluminium foil/Polyester tape with a 7/0.2mm tinned annealed copper drain wire
Sheath:	PVC 5V-90

Core identification

Black and white coloured cores with numbered pairs

Sheath Colour

Blue

Technical Data

Rated Voltage:	Max. 600V a.c.
Operating Temperature:	-25°C to +75°C, Maximum 90°C* *Not subject to severe mechanical pressure at temperatures higher than 75°C.
Short Circuit Temperature :	160°C for 5 sec


Standards Compliance

AS/NZS 1125	AS/NZS 1660.5.6 (Equivalent to IEC 60332-1)
AS/NZS 3808	AS/NZS 1660.5.1 (Equivalent to IEC60332-3-24)
UL Style 2464	


Characteristics



FLAME RETARDANT



UV RESISTANT



-25°C ~ +75°C



GREEN STAR

The information in this specification is to be used as a guide only. World Wire Cables (Aust) Pty Ltd has taken all due care in compiling the information in this specification but accepts no responsibility for any errors or omissions. All information provided in this specification is covered by copyright.





Multi-Pair PVC Insulated Instrumentation Cables 600V, Cu, Overall Screened

Physical & Electrical Characteristics

WWC Product Code	Conductor Size mm ² (AWG)	Number of Pairs	Conductor Diameter (mm)	Insulation Thickness (mm)	Approx. Overall Diameter (mm)	Min. Bending Radius (mm)		Approx. Weight (kg/100m)
						During Installation	After Installation	
5801	0.5 (20) (7/0.30mm)	1	0.9	0.7	6.3	79	53	4.3
5802		2	0.9	0.7	9.8	123	82	8.4
5803		3	0.9	0.7	10.4	131	87	10.7
5804		4	0.9	0.7	11.6	146	97	13.7
5806		6	0.9	0.7	13.6	171	114	20.0
5812		12	0.9	0.7	18.7	236	157	38.9
5816		16	0.9	0.7	21.1	266	177	50.8
5824		24	0.9	0.7	26.7	336	224	75.5
5901	1.5 (16) (7/0.50mm)	1	1.47	0.8	7.9	100	66	7.4
5990		2	1.47	0.8	12.6	159	106	14.7
*SM5991		3	1.47	0.8	13.6	171	114	20.5
5992		4	1.47	0.8	15.2	192	128	25.9
5993		6	1.47	0.8	18.5	233	155	38.8
*SM5998		8	1.47	0.8	20.6	260	173	49.1
*SM5994		12	1.47	0.8	24.2	305	203	69.0
*SM5995		16	1.47	0.8	27.7	349	233	90.6
*SM5996		24	1.47	0.8	34.1	430	286	130.4

© World Wire Cables (Aust) Pty Ltd. All Rights Reserved.

*These cables are non-stocked items subject to lead times.

Conductor Size (mm ²)	Maximum D.C. Resistance of conductor at 20°C (Ω/km)	Maximum Capacitance (Cond. to Cond.) (nF/100m)	Maximum Capacitance (Cond. to Scr.) (nF/100m)	Approximate Inductance @ 1kHz (mH/km)	L/R Ratio @ 1kHz (μH/Ω)
0.5	38.4	16	26	1.10	13.9
1.5	13.6	16	26	0.95	36.5

The information in this specification is to be used as a guide only. World Wire Cables (Aust) Pty Ltd has taken all due care in compiling the information in this specification but accepts no responsibility for any errors or omissions. All information provided in this specification is covered by copyright.

