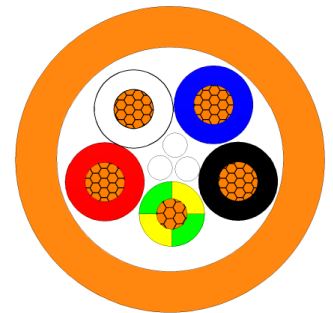




4C+E XLPE Insulated Orange Circular Cables 0.6/1kV, Cu



Note: The above drawing is for representation purpose only.

Description

Conductor:	Class 2 Plain Annealed Copper
Insulation:	XLPE X-90
Sheath:	PVC 5V-90

Core identification

Red, White, Blue, Black, Green/Yellow

Sheath Colour

Orange

Technical Data

Voltage Rating:	0.6/1kV
Operating Temperature:	-40°C to +90°C
Short Circuit Temperature :	250°C for 5 sec


Standards Compliance

AS/NZS 5000.1	AS/NZS 1660.5.6 (Equivalent to IEC 60332-1)
AS/NZS 3808	AS/NZS 1660.5.1 (Equivalent to IEC60332-3-24)
AS/NZS 1125	


Characteristics



FLAME RETARDANT



UV RESISTANT



-40°C ~ +90°C



GREEN STAR

The information in this specification is to be used as a guide only. World Wire Cables (Aust) Pty Ltd has taken all due care in compiling the information in this specification but accepts no responsibility for any errors or omissions. All information provided in this specification is covered by copyright.



© World Wire Cables (Aust) Pty Ltd. All Rights Reserved.



4C+E XLPE Insulated Orange Circular Cables 0.6/1kV, Cu

Physical & Electrical Characteristics

WWC Product Code	Conductor Size (mm ²)	Conductor Diameter (mm)	Insulation Thickness (mm)	Earth Conductor Size (mm ²)	Approx. Overall Diameter (mm)	Min. Bending Radius (mm)		Approx. Weight (kg/km)
						During Installation	After Installation	
1516UA	16	4.8	0.7	6	20.0	252	168	878
1525UA	25	6.0	0.9	6	23.5	296	197	1265
1535UA	35	7.0	0.9	10	26.0	328	218	1700
1550UA	50	8.4	1.0	16	30.2	381	254	2385
1570UA	70	10.0	1.1	25	35.2	444	296	3309
1595UA	95	11.6	1.1	25	38.8	489	326	4282
1520UA	120	13.0	1.2	35	43.2	544	363	5407
1515UA	150	14.6	1.4	50	48.6	612	408	6805
1585UA	185	16.2	1.6	70	54.3	684	456	8477
1524UA	240	18.4	1.7	95	60.7	765	510	10918
*SM1530UA	300	20.6	1.8	120	67.2	847	564	13999

© World Wire Cables (Aust) Pty Ltd. All Rights Reserved.

*These cables are non-stocked items subject to lead times.

Conductor Size (mm ²)	†Current-carrying capacity (A)				Maximum D.C. Resistance of conductor at 20°C (Ω/km)	Reactance at 50Hz (Ω/km)
	In Air Touching	In Air Enclosed	In Ground	In Ground Enclosed		
16	83	68	110	81	1.15	0.0805
25	111	91	143	107	0.727	0.0808
35	137	114	172	130	0.524	0.0786
50	168	136	204	155	0.387	0.0751
70	213	173	251	193	0.268	0.0741
95	263	209	302	233	0.193	0.0725
120	306	246	344	270	0.153	0.0713
150	350	277	385	304	0.124	0.0718
185	404	322	435	348	0.0991	0.0720
240	479	386	504	411	0.0754	0.0709
300	549	-	567	463	0.0601	0.0704

†Based on ambient air temperature of 40°C, soil temperature of 25°C, burial depth of 0.5m and soil thermal resistivity of 1.2K.m/W.

The information in this specification is to be used as a guide only. World Wire Cables (Aust) Pty Ltd has taken all due care in compiling the information in this specification but accepts no responsibility for any errors or omissions. All information provided in this specification is covered by copyright.

